


200mW SOD-523 SURFACE MOUNT Very Small Outline Flat Lead Plastic Package Schottky Barrier Diode

Green Product




SOD-523 Flat Lead

Absolute Maximum Ratings $T_A = 25^\circ\text{C}$ unless otherwise noted

Symbol	Parameter	Value	Units
P_D	Power Dissipation	200	mW
T_{STG}	Storage Temperature Range	-55 to +125	$^\circ\text{C}$
T_J	Operating Junction Temperature	+125	$^\circ\text{C}$
V_R	Reverse Voltage	30	V
$I_{F(AV)}$	Average Forward Current	200	mA
I_{FSM}	Peak Forward Surge Current (At 8.3ms single half sine-wave)	1	A

These ratings are limiting values above which the serviceability of the diode may be impaired.



Specification Features:

- Low Forward Voltage Drop
- Flat Lead SOD-523 Small Outline Plastic Package
- Extremely Small SOD-523 Package
- Surface Device Type Mounting
- RoHS Compliant
- Green EMC
- Matte Tin(Sn) Lead Finish
- Band Indicates Cathode

DEVICE MARKING CODES:



Electrical Characteristics $T_A = 25^\circ\text{C}$ unless otherwise noted

Symbol	Parameter	Test Condition	Limits		Unit
			Min	Max	
B_V	Breakdown Voltage	$I_R=500\mu\text{A}$	30		Volts
I_R	Reverse Leakage Current	$V_R=10\text{V}$		30	μA
V_F	Forward Voltage	$I_F=200\text{mA}$		0.5	Volts



RATING AND CHARACTERISTIC CURVES

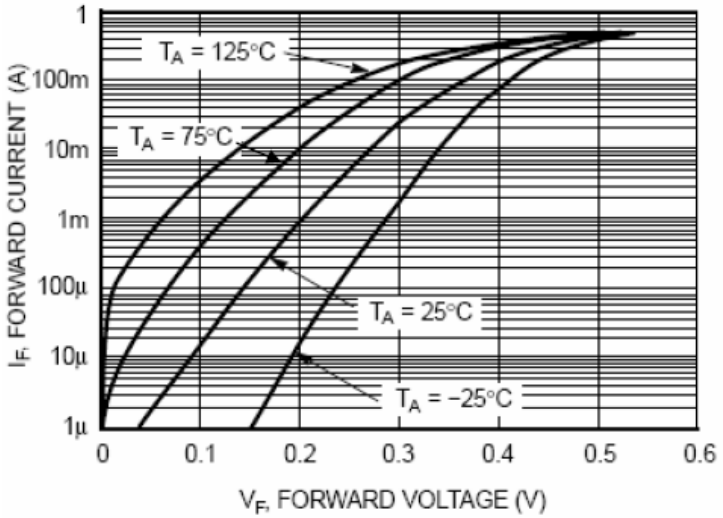


Figure 1. Forward Characteristics

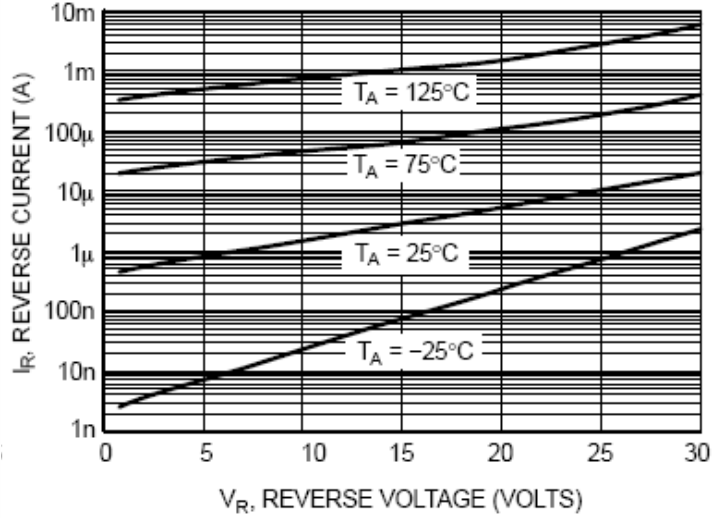
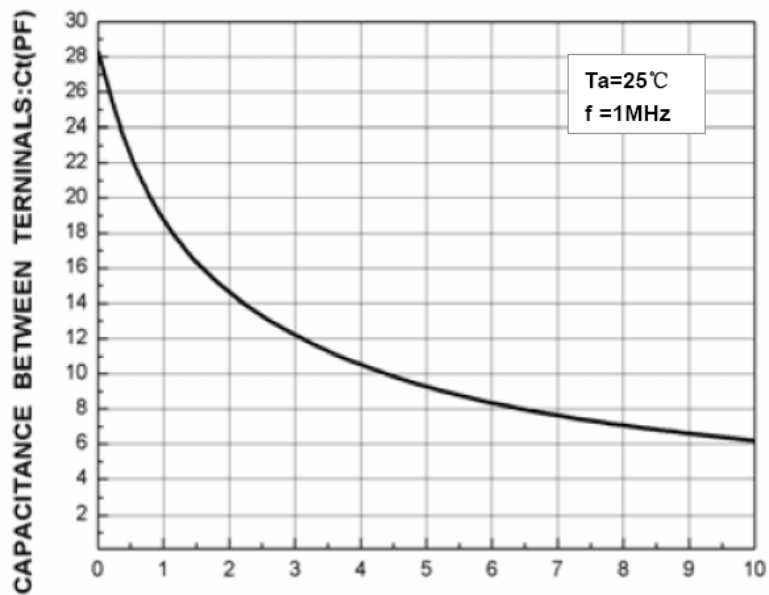


Figure 2. Reverse Characteristics

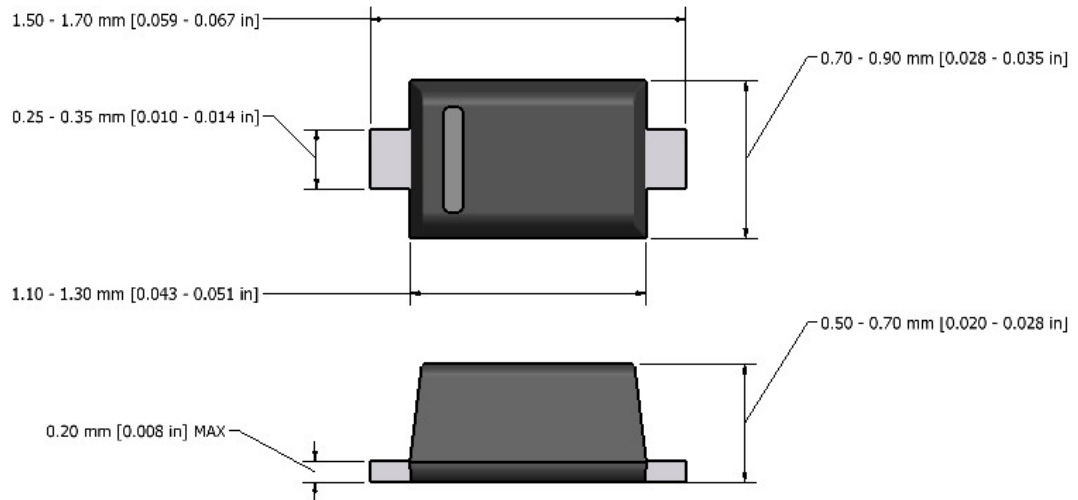


REVERSE VOLTAGE : V_R (V)

Figure3.Total Capacitance



Flat Lead SOD-523 Package Outline



Note: Dimensions are exclusive of Burrs, Mold Flash & Tie Bar extrusions.